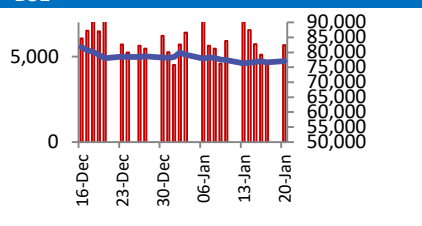
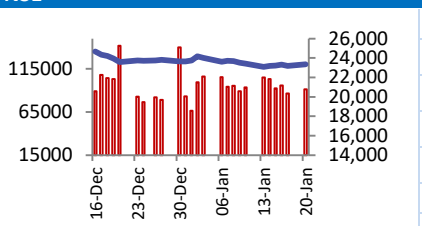


BSE		NSE																													
	<table border="1"> <tr><td>Open</td><td>76979</td></tr> <tr><td>High</td><td>77319</td></tr> <tr><td>Low</td><td>76585</td></tr> <tr><td>Close</td><td>77073</td></tr> <tr><td>Change</td><td>454</td></tr> <tr><td>Volume (Lacs)</td><td>7562</td></tr> <tr><td>Turnover (Rs.inCr)</td><td>5675</td></tr> </table>	Open	76979	High	77319	Low	76585	Close	77073	Change	454	Volume (Lacs)	7562	Turnover (Rs.inCr)	5675		<table border="1"> <tr><td>Open</td><td>23290</td></tr> <tr><td>High</td><td>23391</td></tr> <tr><td>Low</td><td>23171</td></tr> <tr><td>Close</td><td>23345</td></tr> <tr><td>Change</td><td>142</td></tr> <tr><td>Volume(Lacs)</td><td>45755</td></tr> <tr><td>Turnover(Rs.in Cr)</td><td>91455</td></tr> </table>	Open	23290	High	23391	Low	23171	Close	23345	Change	142	Volume(Lacs)	45755	Turnover(Rs.in Cr)	91455
Open	76979																														
High	77319																														
Low	76585																														
Close	77073																														
Change	454																														
Volume (Lacs)	7562																														
Turnover (Rs.inCr)	5675																														
Open	23290																														
High	23391																														
Low	23171																														
Close	23345																														
Change	142																														
Volume(Lacs)	45755																														
Turnover(Rs.in Cr)	91455																														

World Markets	Current	Previous	Pt. Chg	Var(%)
Dow	43488	43153	335	0.8%
Dow Futures	43798	43695	103	0.2%
Nasdaq	19630	19338	292	1.5%
FTSE	8521	8505	15	0.2%
Nikkei	38952	38903	49	0.1%
Hang Seng	20008	19926	82	0.4%
Gift Nifty	23418	23476	(58)	-0.2%
Straits Singapore	3783	3808	(25)	-0.7%
South Korea	2518	2520	(2)	-0.1%
Taiwan	23269	23267	2	0.0%
Shanghai	3233	3244	(12)	-0.4%

Commodity Prices	Current	Previous	Pt. Chg	Var(%)
Copper (\$/MT)	9275	9190	85	0.9%
Alumin (\$/MT)	2692	2685	7	0.3%
Zinc (\$/MT)	2964	2942	22	0.7%
Brent Crude (\$/bbl)	80	80	0	0.1%
Gold (\$/Ounce)	2722	2708	14	0.5%
Silver (\$/Ounce)	31	31	0	0.2%
Light Crude (\$/bbl)	77	78	(1)	-1.5%
N G (\$/mmbtu)	4	4	(0)	-3.7%
Sugar (\$/MT)	474	479	(4)	-0.9%
Rubber (Rs./kg)	191	192	(2)	-0.8%
Baltic Dry Index	957	987	(30)	-3.0%

Currency Exchange Rate	Current	Previous	Var(%)
Rs./ \$ rate	86.57	86.61	-0.05%
Rs./ Euro	89.22	89.18	0.05%
Rs./Chinese Yuan	11.83	11.82	0.13%
Yen / \$ rate	155.15	155.62	-0.30%
\$ US/Euro	1.04	1.04	-0.27%

Dollar Index	Current	Previous	Var(%)
Dollar Index	108.31	109.35	-0.95%

Support/ Resistance Levels for Today		
	Nifty	Bank Nifty Fut
Support 1	23270	49240
Support 2	23200	49000
Resistance	23400	49770

Securities in Ban For Trade	
ABFRL	KALYANKJIL
ANGELONE	LTF
BANDHANBNK	MANAPPURAM
CANFINHOME	RBLBANK

Market Review

US: The stock markets in the United States are closed on Monday, January 20, on account of Martin Luther King Jr. Day holiday.

Asia: Asian stocks advanced with US equity futures after President Donald Trump held off from imposing sweeping trade tariffs in his first day in office.

India: The Indian market closed in the green on Monday, buoyed by gains in Kotak Mahindra Bank and Wipro following their better-than-expected quarterly earnings while Zomato crashed over 7% after it posted weaker-than-expected quarterly results just before the market closed. **Market is expected to open on a flattish note and likely to witness range bound move during the day.**

Global economy: President Donald Trump did not immediately impose tariffs on Monday as previously promised but directed federal agencies to "investigate and remedy" persistent U.S. trade deficits and unfair trade practices and currency manipulation by other countries. Trump, sworn in on Monday, said in his inaugural address the U.S. would collect "massive amounts" of income from foreign trade duties as his administration works to rebuild American industry. "Tariffs are going to make us rich as hell," Trump later told supporters at Capital One Arena in Washington. "It's going to bring our country's businesses back that left us."

The European Banking Authority said on Monday it would assess how European banks would react to a hypothetical spiralling of geopolitical tensions and ensuing trade wars in an upcoming health check of the industry. The simulation, which assumes a dramatic blow to the European economy from geopolitical and trade shocks, kicks off just as Donald Trump is sworn in as U.S. president and prepares to review trade relationships with key partners.

Commodities: Oil prices fell in volatile Asian trade on Tuesday after President Donald Trump declared a national emergency on his first day in office with the intent of shoring up U.S. energy production.

Gold prices steadied on Tuesday as markets evaluated the possible consequences of U.S. President Donald Trump's policies in his second term after his inauguration.

Currency: The dollar rebounded in choppy Asian trade on Tuesday after U.S. President Donald Trump suggested the United States could impose tariffs on Canada and Mexico in the near future, though details were lacking.

FII Derivative Transactions (Rs. Cr)

Contracts	Purchase		Sell		Net	Open Interest (OI)		OI (Previous day)		Change	
	Contract	Value	Contract	Value	Value	Contract	Value	Contract	Value	Contract	Value
Index Future	35973	2563	42274	2861	(298)	505965	36132	478646	34021	27319	2111
Index Option	6673385	865028	6607833	853293	11735	5182295	482084	4770776	423429	411519	58655
Stock Future	371829	23965	371408	23353	612	5572326	346618	5519409	341337	52917	5281
Stock Option	1413788	94652	1427082	95464	(812)	1687887	105571	1635433	101477	52454	4094
Total	8494975	986208	8448597	974971	11237	12948473	970405	12404264	900264	544209	70141

FII All Activity-BBG (Rs Cr)	Buy	Sell	Net
13-Jan-25	12074	16351	(4276)
14-Jan-25	14710	22477	(7766)
15-Jan-25	11486	15883	(4397)
16-Jan-25	11551	15892	(4341)
17-Jan-25	10380	14007	(3627)
Month to date- Jan	142021	184693	(42672)
FII (Prov.) (Rs Cr)	Buy	Sell	Net
14-Jan-25	13794	21926	(8132)
15-Jan-25	11035	15569	(4533)
16-Jan-25	11078	15420	(4342)
17-Jan-25	10486	13805	(3318)
20-Jan-25	9473	13810	(4337)
Month to date-Jan	142420	193333	(50913)
DII (Prov.) (Rs. Cr)	Buy	Sell	Net
14-Jan-25	17837	9935	7901
15-Jan-25	14430	10747	3683
16-Jan-25	14831	11902	2929
17-Jan-25	12497	9924	2573
20-Jan-25	15339	11017	4322
Month to date-Jan	206054	152365	53689
FII Debt - BBG (Rs. Cr)	Buy	Sell	Net
13-Jan-25	3900	1384	2516
14-Jan-25	1156	1068	88
15-Jan-25	1569	1497	72
16-Jan-25	1953	1652	302
17-Jan-25	1752	957	795
Month to date- Jan	25187	30805	(5618)

Market Breadth	BSE		NSE	
	No.	%	No.	%
Advance	2467	58%	1782	61%
Decline	1603	38%	1049	36%
Unchanged	158	4%	70	2%

Market Turnover	20-Jan	17-Jan	Var (%)
BSE Cash	5675	4764	19%
NSE Cash	91455	86331	6%
NSE Futures	118291	119229	-1%
NSE Options	10194881	10627580	-4%
Total (Rs.Cr)	10410301	10837905	-4%

Volatility Index	20-Jan	17-Jan
Volatility Index	16.42	15.75

Index PE - TTM	20-Jan	Yr. High	Yr. Low
Sensex	22.2	25.7	21.8
Nifty	21.4	24.4	20.8

Corporate News

Cipla's Goa facility receives single FDA observation following inspection

Cipla Ltd has announced that the US FDA conducted an inspection of at the manufacturing facility of its wholly-owned subsidiary, Medispray Laboratories Private Ltd, at Goa. The same is concluded with one observation in Form 483. (CNBC)

TCS opens delivery centre in France for AI support to aerospace, defence sectors

TCS has inaugurated a state-of-the-art delivery centre in Toulouse, France, to support clients in the aerospace, manufacturing, and defence sectors. The facility will leverage cutting-edge technologies, including artificial intelligence, generative AI, machine learning, and data analytics, to deliver tailored innovative solutions for these industries. (CNBC)

Vodafone Idea says 'no communication yet' on media reports of govt weighing Rs 1 lakh cr AGR dues waiver

Telecom major Vodafone Idea issued a clarification on media reports stating that the government is mulling a proposal to waive 50% of interest and 100% of penalties and interest on penalties that make up the Adjusted Gross Revenue (AGR) dues levied on Vodafone Idea and Bharti Airtel. (BS)

Economy

India 7th largest coffee producer in the world: Government

India has become the seventh-largest coffee producer globally, with exports nearly doubling to \$1.29 bn in FY24. Major buyers include Italy, Belgium, and Russia. The Integrated Coffee Development Project is focusing on improving yields and expanding cultivation to strengthen the coffee industry. (ET)

RBI eases settlement norms for asset reconstruction companies (ARCs), resolutions could quicken

The RBI has revised the guidelines for ARCs, allowing them to settle dues with borrowers after evaluating recovery possibilities. ARCs are now required to frame a board-approved settlement policy. For accounts with over Rs 1 cr, proposals must still be reviewed by an Independent Advisory Committee. These changes aim to speed up the resolution process. (ET)

International

Nubank CEO considers moving domicile to Britain, expanding in US

Nu Holdings Ltd, the fintech that created Latin America's most valuable lender in Nubank, is considering moving its legal domicile to Britain ahead of a global expansion that may include the United States. "We are actively thinking what are some of the jurisdictions that make sense for us to consider, as we think about the next 10 years of global expansion." (Inv)

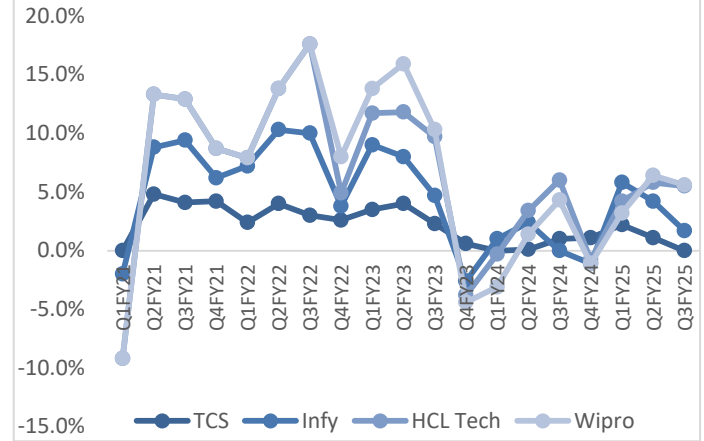
Top 5 Nifty Gainers	20-Jan	17-Jan	Var(%)
KOTAKBANK	1921	1759	9.2%
WIPRO	300	282	6.5%
BAJFINANCE	7440	7182	3.6%
BAJAJFINSV	1735	1681	3.2%
NTPC	336	326	3.0%
Top 5 Nifty Losers	20-Jan	17-Jan	Var(%)
SBILIFE	1500	1541	-2.6%
TRENT	6090	6217	-2.0%
SHRIRAMFIN	517	527	-1.9%
ADANIPTS	1149	1164	-1.3%
HDFCLIFE	634	642	-1.3%

BSE Index Watch	Last	1 day	1 wk	1 mth	1 yr
SENSEX	77073	0.6%	1.0%	-1.2%	7.9%
MIDCAP	44049	0.7%	3.9%	-4.7%	14.8%
SMLCAP	52739	0.8%	4.3%	-4.4%	18.2%
AUTO	51241	-0.5%	1.5%	0.2%	20.1%
BANKEK	56036	2.0%	2.6%	-3.0%	7.3%
Capital Goods	65808	1.0%	6.3%	-4.0%	14.8%
FMCG	20320	-0.1%	-0.6%	-0.2%	0.7%
Health Care	42986	0.8%	1.0%	-2.5%	31.7%
IT	41822	0.2%	-3.9%	-4.1%	11.6%
METAL	28928	0.8%	7.9%	-2.4%	10.3%
Oil & Gas	26294	0.7%	4.7%	2.4%	4.0%
Power	6791	1.4%	10.4%	-3.7%	12.5%
Realty	7439	0.6%	4.9%	-9.9%	9.2%

NSE USD Futures	20-Jan	17-Jan	Var (%)
Jan Expiry (Rs./\$)	84.42	84.39	0.0%
Feb Expiry (Rs./\$)	86.63	84.42	2.6%
Total Turnover (Rs. Crore)	4953	4489	10%

Sectors	TTM PE
Auto	29.61
Auto Ancillary	44.23
Banking	13.26
Engineering	47.42
Cement	80.75
Diamonds & Jewellery	56.66
Housing Finance	25.15
Infrastructure & Const	32.87
Metals-Aluminium	36.17
Metal – Steel	16.09
Oil Expl.	12.68
Pharma	9.8
Power – Gen. Supp.	43.05
Information Tech.	26.69
Sugar	22.43
Telecom Serv. Prov.	70.99
Tyres	27.1

Indian IT firms Revenue Growth % QoQ CC
(Source: Company data)



10 year G-Sec Yield	Current	Previous	Change
US	4.54%	4.63%	(9) bps
Japan	1.19%	1.20%	(1) bps
India	6.76%	6.77%	(0) bps
UK	4.66%	4.66%	(0) bps
Libor 3 Mths	4.85%	4.85%	(0) bps

Indian Eco Data	Current	Previous	Var(%)
Forex Reserve (US\$ in bn)	626	626	0.0%
Inflation - WPI	1.89%	2.36%	(47) bps
Inflation - CPI	5.22%	5.48%	(73) bps

India GDP	Q2FY25	Q1FY25	Var(%)
Growth	5.36%	6.65%	(129) bps

Monetary Policy	Current	Previous	Change
Repo Rate	6.50%	6.50%	0 bps
Reverse Repo Rate	3.35%	3.35%	0 bps
CRR	4.00%	4.50%	(50) bps
O/S Banking System Liquidity (Rs bn)	-2011	-2012	1.3

IIP Growth %	Nov-24	Nov-23	Apr-Feb
IIP	5.2	2.5	4.4
Capital Goods	9.0	-1.1	4.5
Mining	5.8	1.3	4.1
Manufacturing	4.4	5.8	6.0
Electricity	1.9	7.0	3.6

ADR Price Movement

Company	Price (US\$)	Volume	Previous Day Price	Volume	Variance (%)	No. of Share Per ADR	ADR Price (Rs.)	BSE Price	Variance (%)
Infosys Tech	21.19	13512700	21.57	22922717	-1.76%	1	1834.37	1813.30	1.2%
Wipro	3.44	7784576	3.30	6241061	4.24%	1	297.79	300.25	-0.8%
Dr.Reddy's	14.90	2028244	14.83	2912383	0.47%	1	1289.86	1302.35	-1.0%
ICICI Bank	28.17	3820285	28.80	2884800	-2.19%	2	1219.30	1232.95	-1.1%
HDFC Bank	58.40	1797720	58.64	1771213	-0.41%	3	1685.18	1651.25	2.1%

GDR's (US\$)

	Prices	Prev. Close	Change	Var %
L&T	41.60	41.00	0.6	1.5%
RIL	60.60	59.80	0.8	1.3%
SBI	90.00	88.00	2.0	2.3%

US Economy Data	Current	Previous
Inflation (%) (YoY)	2.90%	2.70%
Unemployment (%)	4.10%	4.20%

Interest Rate (%)	Current	Previous
Fed Rate	4.50%	4.75%

US GDP	Q2CY24	Q1CY24
Growth (QoQ Annualized)	3.10%	3.00%

China Economy Data	Current	Previous
GDP	5.40%	4.60%
Inflation – CPI (%)	0.10%	0.20%

Economic Calendar

	Date
Indian GDP Data	28 Feb
Indian Inflation Data CPI	12 Feb
Indian Inflation Data WPI	14 Feb
Indian Monetary Policy	07 Feb
India's Industrial Production (IIP)	12 Feb
US Inflation Data	12 Feb
US GDP	30 Jan
US Unemployment Data	07 Feb
US Fed Rate	30 Jan
China GDP	16 Apr
China Inflation Data	09 Feb

Event Update

Name	Date	Purpose
Angel One Ltd.	21/01/25	Rs.11.00 per share(110%)First Interim Dividend
Havells India Ltd.	22/01/25	Rs.4.00 per share(400%)Interim Dividend
BN Rathi Securities Ltd.	24/01/25	Stock Split from Rs.10/- to Rs.5/-
DCM Shriram Ltd.	24/01/25	Second Interim Dividend
Vidhi Specialty Food Ingredients Ltd.	24/01/25	Third Interim Dividend
KEI Industries Ltd.	27/01/25	Interim Dividend
Zensar Technologies Ltd.	28/01/25	Interim Dividend
MPS Ltd.	29/01/25	Interim Dividend
Persistent Systems Ltd.	29/01/25	Interim Dividend
Accelya Solutions India Ltd.	30/01/25	Interim Dividend
Housing & Urban Development Corporation Ltd.	30/01/25	Interim Dividend
Siemens Ltd.	30/01/25	Rs.12.00 per share(600%)Dividend
Coal India Ltd.	31/01/25	Second Interim Dividend
Indian Energy Exchange Ltd.	31/01/25	Interim Dividend
Kiduja India Ltd.	31/01/25	Stock Split from Rs.10/- to Re.1/-
Mohite Industries Ltd.	31/01/25	Stock Split from Rs.10/- to Re.1/-
Embassy Office Parks REIT	01/02/25	Income Distribution RITES
Gothi Plascon (India) Ltd.	01/02/25	Interim Dividend
Torrent Pharmaceuticals Ltd.	01/02/25	Interim Dividend
Godrej Consumer Products Ltd.	03/02/25	Interim Dividend
Emami Ltd.	04/02/25	Second Interim Dividend
Manba Finance Ltd.	05/02/25	Second Interim Dividend
Computer Age Management Services Ltd.	07/02/25	Interim Dividend
Page Industries Ltd.	13/02/25	Third Interim Dividend

Bulk Deal As On 20/01/25

BSE

Security Code	Security Name	Client Name	Deal	Quantity	Price
544337	AVAX	SHIVARJUN BYRAPANENI RAO	B	40000	119.74
524516	BACPHAR	BULL BEAR TRADERS	S	47349	40.22
524516	BACPHAR	YELLOWSTONE VENTURES LLP	B	42454	40
543439	BRANDBUCKT	RAM SHAMKANT MAYEKAR	S	598000	12.19
530249	BRIDGESE	VISHWAS SHARMA	B	200000	10.7
542678	CHCL	PRAKASHCHANDRA RATHI	S	600000	2.99
530755	CORNE	ANKITA SNEH GADA	S	59010	11.45
512361	CUPIDALBV	NEO APEX VENTURE LLP	B	8477	90.4
530407	EPIC	NEO APEX VENTURE LLP	B	94223	62.7
544332	FABCLEAN	MULTIPLIER SHARE & STOCK ADVISORS PRIVATE LIMITED	B	64000	227.2
519574	HINDUST	MANSI SHARE & STOCK ADVISORS PRIVATE LIMITED	B	25000	81.18
544160	JAYKAILASH	SAHIL ASHOK GUPTA	S	32000	77
542446	JONJUA	YOGESH OMPRAKASH NIMODIYA	B	110214	11.59
544339	LAXMIDENTL	IRAGE BROKING SERVICES LLP	S	228644	550.41
544339	LAXMIDENTL	IRAGE BROKING SERVICES LLP	B	332285	549
526251	MIDEASTP	BRIJESH DEVRAJBHAI PATEL	B	35000	14.45
526251	MIDEASTP	KANAK INNOVATIVE LLP	B	45013	14.51
526251	MIDEASTP	MOLEM INVESTMENTS AND FINANCE PRIVATE LIMITED	S	40585	14.17
526251	MIDEASTP	PANKAJ HASMUK RAI PAREKH	S	35757	14.52
526251	MIDEASTP	PERVEZ ZAHIR KHAN	S	30500	14.48
532481	NOIDATOLL	NEO APEX VENTURE LLP	B	1743244	6.69
532481	NOIDATOLL	SCINDIA INVESTMENT PRIVATE LTD	S	1112736	6.78
530805	OIVL	DEALMONEY COMMODITIES PRIVATE LIMITED	B	464343	14.97
530805	OIVL	DESAI SANJAY MAHENDRABHAI	S	50000	14.99
530805	OIVL	DESAI SANJAY MAHENDRABHAI	B	250000	14.98
530805	OIVL	KAMLESH JAYANTILAL PATEL	B	300000	15
530805	OIVL	NISHA HEMANTBHAI SHAH	B	200000	14.98
530805	OIVL	SAUMIL ARVINDBHAI BHAVNAGARI	S	390754	14.99
530805	OIVL	SAUMIL ARVINDBHAI BHAVNAGARI	B	400000	14.99
530805	OIVL	VIBHU MAURYA	S	2767444	14.99
530805	OIVL	VIPUL NARAYANBHAI PATEL	B	400000	15
526415	OKPLA	GHALLA BHANSALI STOCK BROKERS PRIVATE LIMITED	B	1866857	17.04
530173	OSCARGL0	MULTIPLIER SHARE & STOCK ADVISORS PRIVATE LIMITED	S	20823	15.24
544295	PSPLATINA	SUNRISE GILTS AND SECURITIES PVT LTD	B	61	1039918
512591	PULSRIN	PANKAJKUMAR DALPATBHAI PANCHAL	S	431717	17
540159	PURPLE	ASHOKKUMAR SABURBHAI CHAVDA	S	43348	4.75
530461	SABOOSOD	TANYAHARISH SAMTANI	S	443929	28.86
530461	SABOOSOD	TANYAHARISH SAMTANI	B	185	27.48
543366	SBLI	FAISAL SHAIKH	S	6000	55.28
543366	SBLI	MUKUL KUMAR SAXENA	B	6000	55.38
526081	SCAGRO	NARENDRA KUMAR MAURYA	S	45004	17
526081	SCAGRO	RATHOD MANOJ CHHAGANLAL HUF	S	52046	17
526081	SCAGRO	VARSHA BAJPAI	S	55427	17
532217	SIELFNS	HETAL YOGESHKUMAR PATEL	B	62494	32.76
543924	SONALIS	LAVANYADEVI YEPALA	B	14000	56.2
543461	SSTL	KARNIKA INDUSTRIES LIMITED	B	900000	12.91
543461	SSTL	RAHUL JAIN	S	900000	12.91
539406	SWAGTAM	SUSHILA DEVI AGARWAL	S	19873	62.3
539310	THINKINK	JNSP TRADING LLP	B	3000000	1.28
539310	THINKINK	NIRAV DINESHBHAI CHAUDHARI	B	3000002	1.36
544329	VANDU	MANVI JAIN	S	122000	57.21
544002	VIVAA	NIRANJANKUMAR NAVRATANMAL JAIN	S	20000	34.25
544002	VIVAA	SUSHILABEN NARENDRAKUMAR VORA	B	20000	34.25

NSE

Security Code	Security Name	Client Name	Deal	Quantity	Price
ATALREAL	Atal Realtech Limited	YELLOWSTONE VENTURES LLP	SELL	600000	13.77
BARFLEX	Barflex Poly films Limited	DEVI LEELA	BUY	190000	60.21
BGREENERGY	BGR Energy Systems Ltd	EPITOME TRADING AND INVESTMENTS	BUY	500000	133.98
BGREENERGY	BGR Energy Systems Ltd	NEO APEX VENTURE LLP	SELL	675000	133.98
BULKCORP	Bulkcorp International L	CHANAKYA OPPORTUNITIES FUND I	BUY	69600	98.01
BULKCORP	Bulkcorp International L	JAYSHRI CHANDRAPRAKASH CHOPRA	SELL	52800	98.09
CUBEXTUB	Cubex Tubings Ltd	ENSPIRE INSTITUTE OF PROFESSIONAL STUDIES LLP	SELL	100000	126.89
EIFFL	Euro (I) Fresh Foods Ltd	MONEY LOGIX SECURITIES PVT LTD	BUY	265000	192.3
JALAN	Jalan Transolu. India Ltd	PRIYATOSH GHOSH	BUY	81000	12.05
KDL	Kore Digital Limited	S S V SURYA BROADBAND LLP	BUY	24000	563.99
KDL	Kore Digital Limited	SHRUTI AGRAWAL	SELL	21600	564
LAXMIDENTL	Laxmi Dental Limited	GOLDMAN SACHS FUNDS - GOLDMAN SACHS INDIA EQUITY PORTFOL	BUY	1386597	545.66
MOS	Mos Utility Limited	ALBULA INVESTMENT FUND LTD	BUY	220000	306.99
MOS	Mos Utility Limited	MINERVA VENTURES FUND	SELL	220000	307
NOIDATOLL	Noida Toll Bridge Co Ltd	NEO APEX VENTURE LLP	BUY	3271985	6.58
NOIDATOLL	Noida Toll Bridge Co Ltd	SCINDIA INVESTMENTS PRIVATE LIMITED	SELL	1000000	6.58
NOIDATOLL	Noida Toll Bridge Co Ltd	VINAY MITTAL	SELL	1089136	6.79
SHANTI	Shanti Overseas (Ind) Ltd	LALITA MITTAL	SELL	171143	17.02
SPANDANA	Spandana Sphoorty Fin Ltd	PADMAJA GANGIREDDY	SELL	570000	349.95
VILINBIO	Vilin Bio Med Limited	MANISH UPENDRA SHANGHVI	SELL	88000	22.31

Disclosure:

Research Reports that are published by Nirmal Bang Securities Private Limited (hereinafter referred to as “NBSPL”) are for private circulation only. NBSPL is a registered Research Analyst under SEBI (Research Analyst) Regulations, 2014 having Registration no. INH000001766. NBSPL is also a registered Stock Broker with National Stock Exchange of India Limited, BSE Limited, Metropolitan Stock Exchange of India Limited, Multi Commodity Exchange of India Limited and , National Commodity and Derivative Exchange Limited in Capital Market , Equity and Commodities derivatives segments and Currency Derivatives Segment .

NBSPL has other business divisions with independent research teams separated by Chinese walls, and therefore may, at times, have different or contrary views on stocks and markets.

NBSPL or its associates have not been debarred / suspended by SEBI or any other regulatory authority for accessing / dealing in securities Market since last 20 years. NBSPL, its associates or analyst or his relatives do not hold any financial interest (Except Investment) in the subject company. NBSPL or its associates or Analyst do not have any conflict or material conflict of interest at the time of publication of the research report with the subject company. NBSPL or its associates or Analyst or his relatives may or may not hold beneficial ownership of 1% or more in the subject company at the end of the month immediately preceding the date of publication of this research report.

NBSPL or its associates / analyst has not received any compensation / managed or co-managed public offering of securities of the company covered by Analyst during the past twelve months. NBSPL or its associates have not received any compensation or other benefits from the company covered by Analyst or third party in connection with the research report. Analyst has not served as an officer, director or employee of Subject Company. NBSPL / analyst has not been engaged in market making activity of the subject company.

Analyst Certification: The research analysts and authors of these reports, hereby certify that the views expressed in this research report accurately reflects my/our personal views about the subject securities, issuers, products, sectors or industries. It is also certified that no part of the compensation of the analyst(s) was, is, or will be directly or indirectly related to the inclusion of specific recommendations or views in this research. The analyst(s) principally responsible for the preparation of this research report and has taken reasonable care to achieve and maintain independence and objectivity in making any recommendations.

Disclaimer:

The Research Report is for the personal information of the authorized recipient and does not construe to be any investment, legal or taxation advice. NBSPL is not soliciting any action based upon it. Nothing in the research report shall be construed as a solicitation to buy or sell any security or product, or to engage in or refrain from engaging in any such transaction. In preparing the research report, we did not take into account the investment objectives, financial situation and particular needs of the reader.

The research report has been prepared for the general use of the clients of NBSPL and must not be copied, either in whole or in part, or distributed or redistributed to any other person in any form. If you are not the intended recipient you must not use or disclose the information in the research report in any way. Though disseminated to all the customers simultaneously, not all customers may receive the research report at the same time. NBSPL will not treat recipients as customers by virtue of their receiving the research report. The research report is not directed or intended for distribution to or use by any person or entity resident in a state, country or any jurisdiction, where such distribution, publication, availability or use would be contrary to law, regulation or which would subject NBSPL & its group companies to registration or licensing requirements within such jurisdictions.

The report is based on the information obtained from sources believed to be reliable, but we do not make any representation or warranty that it is accurate, complete or up-to-date and it should not be relied upon as such. We accept no obligation to correct or update the information or opinions in it. NBSPL or any of its affiliates or employees shall not be in any way responsible for any loss or damage that may arise to any person from any inadvertent error in the information contained in the research report. NBSPL or any of its affiliates or employees do not provide, at any time, any express or implied warranty of any kind, regarding any matter pertaining to this report, including without limitation the implied warranties of merchantability, fitness for a particular purpose, and non-infringement. The recipients of the research report should rely on their own investigations.

This information is subject to change without any prior notice. NBSPL reserves its absolute discretion and right to make or refrain from making modifications and alterations to this statement from time to time. Nevertheless, NBSPL is committed to providing independent and transparent recommendations to its clients, and would be happy to provide information in response to specific client queries.

Before making an investment decision on the basis of research report, the reader needs to consider, with or without the assistance of an adviser, whether the advice is appropriate in light of their particular investment needs, objectives and financial circumstances. There are risks involved in securities trading. The price of securities can and does fluctuate, and an individual security may even become valueless. International investors are reminded of the additional risks inherent in international investments, such as currency fluctuations and international stock market or economic conditions, which may adversely affect the value of the investment. Opinions expressed are subject to change without any notice. Neither the company nor the director or the employees of NBSPL accept any liability whatsoever for any direct, indirect, consequential or other loss arising from any use of the research report and/or further communication in relation to the research report. Here it may be noted that neither NBSPL, nor its directors, employees, agents or representatives shall be liable for any damages whether direct or indirect, incidental, special or consequential including lost revenue or lost profit that may arise from or in connection with the use of the information contained in the research report.

Copyright of this document vests exclusively with NBSPL.

Our reports are also available on our website

Registration granted by SEBI and certification from NISM in no way guarantee performance of NBSPL or provide any assurance of returns to investors.

Nirmal Bang Research (Division of Nirmal Bang Securities Pvt. Ltd.)

B-2, 301/302, Marathon Innova,
Opp. Peninsula Corporate Park
Off. Ganpatrao Kadam Marg
Lower Parel(W), Mumbai-400013
Board No. : 91 22 6723 8000/8001
Fax. : 022 6723 8010